ANEUFAST™

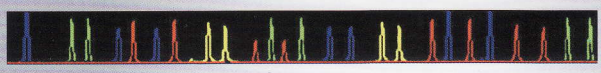

QF-PCR

Rapid Diagnosis of Trisomy 21, 18, 13
and
Sex Chromosome Aneuploidies.

www.aneufast.com

IVD CE

ANEUFAST™

QF-PCR



The **Aneufast™ Kit** is a molecular diagnostic assay designed for rapid detection of chromosomes 13, 18, 21, X and Y aneuploidies by Quantitative Fluorescent PCR (QF PCR)

The **Aneufast™** QF-PCR Kit contains a total of 35 markers in six ready-to-use mixes that amplify selected Short Tandem Repeats (STRs) and the gender determining sequences Amelogenin-SRY. Two multiplex QF-PCR amplifications of 21 markers (S1 and S2) will provide a definitive result in approximately 96% of cases. These assays are designed to be analysed in a single electrophoresis to increase sample throughput.

Diagnosis Strategy of Aneufast™ QF-PCR Kit

Rapid Prenatal Diagnosis: Aneufast™ QF-PCR Kit Workflow

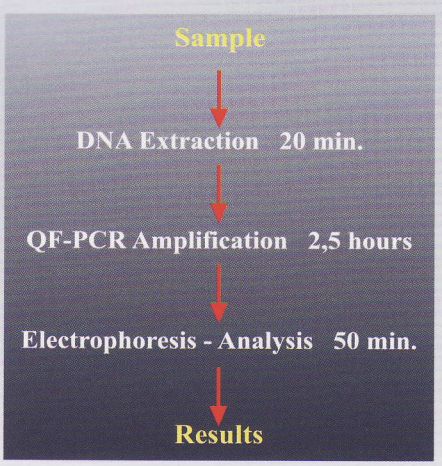

Aneuploidy screenings can be performed by amplifying five STRs on chromosomes 21, 18, 13, three pseudoautosomal markers, one X linked, as well as the AMXY and SRY, using the **Aneufast™** Kit. Markers are distributed in two multiplex QF-PCR assays (S1 and S2), in order to reduce the risk of sample mishandling. Following collection of the products and simultaneous electrophoretic analysis, agreement between results from the two multiplexes allows diagnosis to be performed with two independent assays on each sample.

Samples with fewer than two informative markers on each chromosome can be tested using chromosome-specific multiplex PCR assays including up to seven STRs on chromosomes 21 and 18, eight STRs on the X, and six markers on chromosome 13. These sets of additional markers (M21, M18, M13 and MXY), which are included in the kit, can also be useful for confirmation of sample identity in all aneuploidy cases, by testing a second aliquot obtained from the original sample.

Diagnosis of Turner Syndrome

The MXY Assay also includes a non-polymorphic marker for the detection of Chromosome X Monosomy (Turner Syndrome).

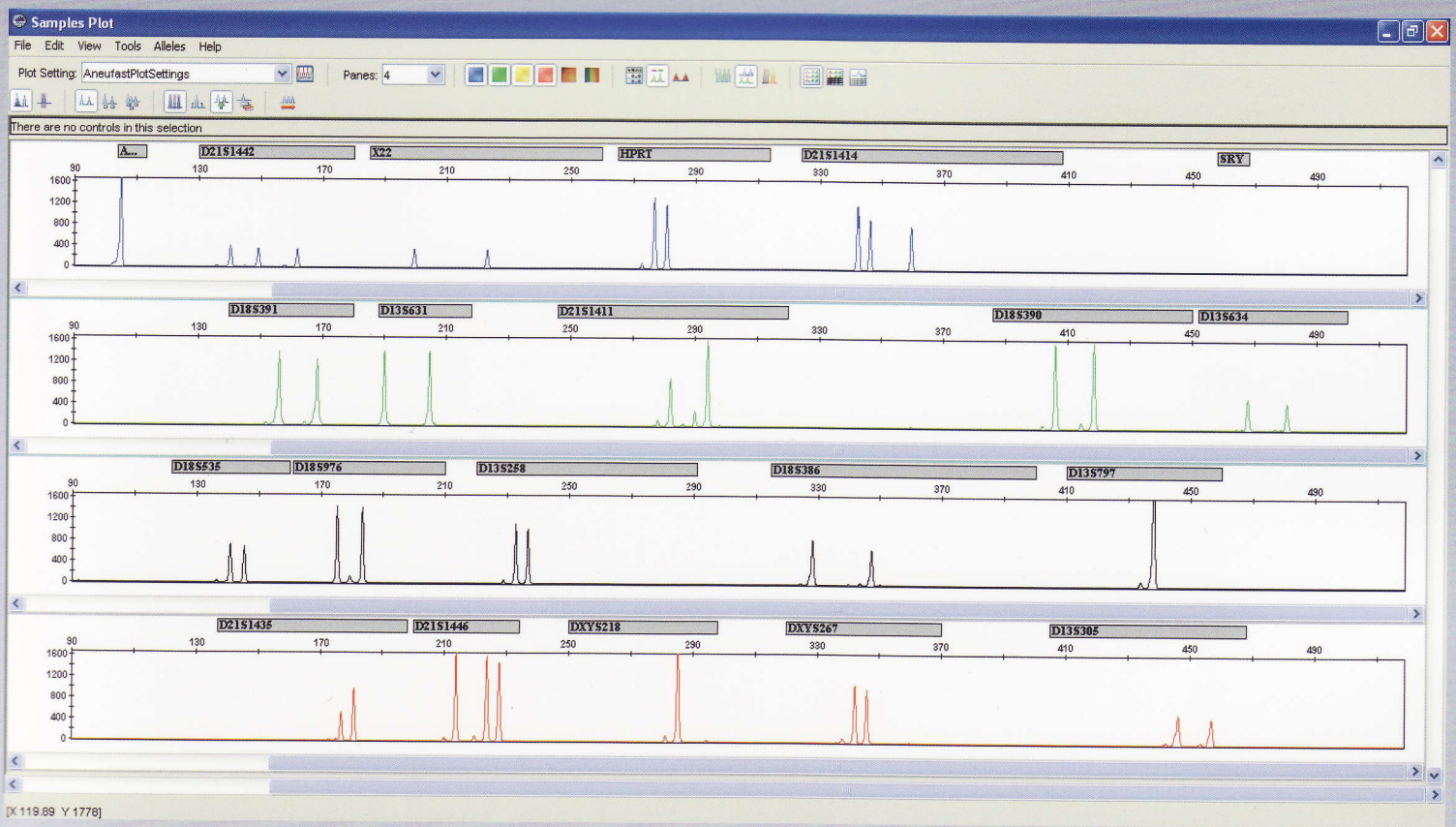

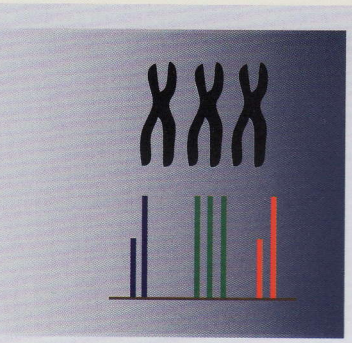

Main Features:

- Manufactured to ISO 9001:2000; 13485:2003
- IVD/CE Conformity to directive 98/79/CE
- Ready to use, just add DNA.
- Sample to result in less than 4 hours.
- Extra Markers on Chromosomes XY, 13, 18 and 21 included with each kit.
- Optimized to work on all Applied Biosystems sequencers.
- Five Dye-Labeling allows simultaneous analysis of several loci.
- Free results evaluation software tools for simple and automated analysis.
- Only product on the market with 4 pseudoautosomal markers for XY and mosaic aneuploidy cases.

Ordering Information

Cat No	Description
mlg.anf.100	100 tests
mlg.anf.50	50 tests
mlg.anf.25	25 tests

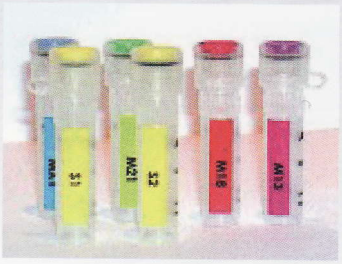

Manufactured and Distributed by:

Genomed Diagnostics AG
Wächlenstrasse 5 - 8832 Wollerau Switzerland
Tel: +41 44 586 0732 • Fax: + 41 43 430 2400

Molgentix SL
C/ Amigo 12 - 08021 Barcelona

info@genomed - biotech.com
www.genomed - biotech.com